

EXAIR®

MANUFACTURING INTELLIGENT COMPRESSED AIR® PRODUCTS SINCE 1983



COAT



CONSERVE



COOL



CONVEY



CLEAN



NEW



- 1/4 & 1 NPT Back Blow Nozzles..... pg. 53
- 1/2 NPT No Drip Atomizing Nozzles... pg. 81

28
CATALOG



YOU REQUESTED THIS CATALOG AND PRICE LIST.
PLEASE SEE MAILING LABEL ON BACK COVER.

Stay up to date by visiting our website and take advantage of the information and services we didn't have room to display in this catalog.

www.EXAIR.com

The digital home of intelligent compressed air products for industry



Where you can

- **Chat live** with our problem solving, technical expert Application Engineers
- **Watch product videos** to learn more about the features and benefits of our engineered products
- Quickly **order online** with a purchase order or credit card (US & Canada)
- **Access product presentation slides** you can use to educate others
- **Find International Distributors** all across the world



Access our Knowledge Base to

- **Download 3D models** and CAD drawings in multiple formats to place into your drawings
- **Calculate air savings and ROI** to see how quickly EXAIR products will pay off
- Search our **Case Study Library & Applications** database and become familiar with how our products solve problems
- **Use our product FAQ's** for quick access to our most common questions
- Learn about our free Efficiency Lab service and use it to **determine air and dollar savings** you can achieve when installing EXAIR engineered solutions
- Collect compressed air data and pipe sizing recommendations
- **Find** Flow, Force and Heat conversions



Visit our PDF library and download

- Electronic files of **the entire catalog** or individual sections
- **Installation and Maintenance Guides** on every EXAIR product
- Our current **price list** to have all product prices in one convenient location
- EXAIR's **Air Nozzle Blowoff Guide** to see the details on our enormous selection of sizes, materials and performance options



Subscribe to our blog for 5 new entries a week and learn

- Details and installations of widely varied applications
- The methodology and results of critical mathematical formulas which help determine dollar savings, air savings, performance benefits and more!
- New product releases before they reach our catalog or website
- More about EXAIR, our team and community involvement
- **Go to** blog.exair.com

Make social connections

- Watch **over 70 videos** on EXAIR's YouTube Channel and see product features and benefits, applications, Tips & Tricks, How-to, our team members, or be entertained by Professor Penurious!
- **Follow our Company on Twitter @EXAIR** or our Application Engineers and learn more about promotions, updates on manufacturing, engineering and international industry perspective.



- **Connect with us on Facebook** at facebook.com/exair or follow us on Google+.

Not on a PC? Our website is mobile friendly

Terms and Conditions 4
 Efficiency Lab 5



EXAIR Optimization

Minimize compressed air use and detect wasteful leaks

6 Steps to Optimization 6
 Electronic Flow Control 7
 Digital Sound Level Meter 10
 Ultrasonic Leak Detector 11
 Digital Flowmeter 13



Air Knives

Blowoff, clean, dry and cool with less noise and air consumption

Super Air Knife 15
 Compare Blowoffs 18
 Explanation of Materials 21
 Universal Air Knife Mounting System 24
 Plumbing Kits 24
 Long Super Air Knife 26
 Standard Air Knife 28
 Full-Flow Air Knife 31



Air Wipes

Blowoff, dry, clean and cool pipe, cable, extruded shapes and hose

Super Air Wipes 33
 Standard Air Wipes 37



Air Amplifiers

Vent, exhaust, cool, dry and clean - with no moving parts

Super Air Amplifiers 41
 Adjustable Air Amplifiers 45



Air Nozzles and Jets

Reduce noise levels and air costs on blowoff operations

Air Nozzles 47
 Air Nozzle Comparison Chart 49
 Super Air Nozzles 50
 Flat Super Air Nozzles 52
 Back Blow Air Nozzles 53
 Safety Air Nozzles 54
 Air Jets 55
 High Force Air Nozzles 57
 High Force Air Nozzle Comparison Chart 57
 High Force Flat Super Air Nozzles 57
 High Force Super Air Nozzles 58
 Super Air Nozzle Clusters 61
 Stay Set Hoses 61
 Swivel Fittings 62



Atomizing Nozzles

All stainless steel construction for durability and corrosion resistance

1/4 NPT Atomizing Nozzles 65
 Internal Mix Narrow Angle Round Atomizing Nozzles 65
 Internal Mix Wide Angle Round Atomizing Nozzles 66
 Internal Mix Flat Fan Atomizing Nozzles 67
 Internal Mix Deflected Flat Fan Atomizing Nozzles 68
 Internal Mix 360° Hollow Circular Atomizing Nozzles 68
 External Mix Round Atomizing Nozzles 69

Atomizing Nozzles continued

External Mix Narrow Angle Flat Fan 70
 External Mix Wide Angle Flat Fan Nozzles 71
 Siphon Fed Round Atomizing Nozzles 72
 Siphon Fed Flat Fan Atomizing Nozzles 73
 1/2 NPT Atomizing Nozzles 74
 Internal Mix Narrow Angle Round Atomizing Nozzles 74
 Internal Mix Wide Angle Round Atomizing Nozzles 75
 Internal Mix Flat Fan Atomizing Nozzles 76
 Internal Mix 360° Hollow Circular Atomizing Nozzles 77
 External Mix Narrow Angle Flat Fan 78
 Siphon Fed Round Atomizing Nozzles 79



No Drip Atomizing Nozzles

Eliminate drips to conserve valuable liquids and improve product finishes.

1/4 NPT No Drip Atomizing Nozzles 81
 No Drip Internal Mix Narrow Angle Round Atomizing Nozzles 81
 No Drip Internal Mix Wide Angle Round Atomizing Nozzles 81
 No Drip Internal Mix Flat Fan Atomizing Nozzles 81
 No Drip Internal Mix Deflected Flat Fan Atomizing Nozzles 81
 No Drip Internal Mix 360° Hollow Circular Atomizing Nozzles 81
 No Drip External Mix Round Atomizing Nozzles 82
 No Drip External Mix Narrow Angle Flat Fan Atomizing Nozzle 82
 No Drip External Mix Wide Angle Flat Fan Atomizing Nozzle 82
 No Drip Siphon Fed Round Atomizing Nozzles 82
 No Drip Siphon Fed Flat Fan Atomizing Nozzles 82
 1/2 NPT No Drip Atomizing Nozzles 81
 No Drip Internal Mix Narrow Angle Round Atomizing Nozzles 81
 No Drip Internal Mix Wide Angle Round Atomizing Nozzles 81
 No Drip Internal Mix Flat Fan Atomizing Nozzles 81
 No Drip Internal Mix 360° Hollow Circular Atomizing Nozzles 81
 No Drip External Mix Narrow Angle Flat Fan 82
 No Drip Siphon Fed Round Atomizing Nozzles 82
 Droplet Size/Spray Angle Information 83

84



Safety Air Guns

Safety air guns use engineered air nozzles for high performance

Chip Shields	85
Precision Safety Air Guns	86
Soft Grip Safety Air Guns	86
Heavy Duty Safety Air Guns	89
Back Blow Safety Air Guns	90
Super Blast Safety Air Guns	91

93



Static Eliminators

Eliminate static electricity, dust and shock hazard

Super Ion Air Knife	95
Power Supplies	97
Standard Ion Air Knife	101
Ionizing Bars	103
Super Ion Air Wipes	105
Ion Air Cannon	107
Ion Air Gun	109
Ion Air Jet/Stay Set Ion Air Jet	111
Ionizing Point	113
Static Meter, AC Sensor	114

115



E-Vac® Vacuum Generators

Vacuums for lifting, clamping, mounting and placement

How to Build an E-Vac System	116
In-Line	117
Adjustable	120
Vacuum Cups	122

126



Air Operated Conveyors

Convey parts, materials and waste - with no moving parts

Line Vac	126
Threaded Line Vac	132
Heavy Duty Line Vac	135
Light Duty Line Vac	137

139



Industrial Housekeeping

Reliable vacuums for chip removal, liquid transfer and cleaning

Reversible Drum Vac	139
High Lift Reversible Drum Vac	141
Chip Trapper	143
High Lift Chip Trapper	145
Chip Vac	147
Heavy Duty Dry Vac	149
Heavy Duty HEPA Vac	151
Vac-u-Gun	153
Deep Hole Vac-u-Gun	155
Air Stik Window	157

159



Vortex Tubes & Spot Cooling

Cold air for industrial spot cooling problems

Vortex Tubes	159
Adjustable Spot Cooler	167
Mini Cooler	170

171



Cold Gun Aircoolant Systems

Cool machining operations with clean, cold air

175



Cabinet Cooler® Systems

Cool and purge NEMA 12, 4 and 4X electrical control panels

How it Works	176
Selecting the Right Model	176
Special Duty Cabinet Coolers	177
Calculating Heat Load	179
Cabinet Cooler Sizing Guide	180
NEMA 12 Models	182
NEMA 4 Models	183
NEMA 4X Models	184
Cabinet Cooler System Accessories	185

186



Accessories

Mufflers, filters, regulators, valves, swivel fittings and more

Filters	186
Regulators	187
Silencing Mufflers	188
Valves, Swivels, Thermostats	190
Magnetic Bases, Stay Sets, Hoses	191
Air Hoses	191
Fittings	192
Receiver Tank	192



Catalog item orders received before 3 pm EDT/ EST are generally shipped from Cincinnati, Ohio on the same day. You can expect delivery within 1-4 days depending on your location.

Terms and Conditions (U.S. and Canada Only)

Terms: Net 30 days upon credit approval, Visa, MasterCard, Discover and American Express.



Cards

ICC (International Chamber of Commerce) INCOTERM 2010: EX WORKS (EXAIR Corporation, 11510 Goldcoast Dr., Cincinnati, Ohio 45249, USA.)

Delivery: All cataloged products are shipped from stock, via U.P.S. within 24 hours after receipt of order. Priority shipment is available upon request.

Ordering: Call 1-800-903-9247 or 513-671-3322 Worldwide
8:00 a.m. to 5:00 p.m. ET (Mon. - Fri.)

Fax toll free 1-866-329-3924 or
513-671-3363 Worldwide

E-mail: orders@exair.com
www.exair.com (secure web site)

Remit to address (payments only):

EXAIR Corporation
Location 00766
Cincinnati, Ohio 45264-0766

Tax: Sales and use tax, where applicable, are not included.

Technical Assistance: Please call our Application Engineering Department, 1-800-90-EXAIR (1-800-903-9247).

Warranty: 5 Year "Built To Last" Warranty against defects in workmanship and materials on all compressed air products*. Defective products must be returned freight prepaid for repair or replacement at our option. This warranty applies under conditions of normal use, but does not apply to defects that result from intentional damage, negligence, unreasonable use, wear or exposure.



*5 Year Warranty applies to compressed air products only.
A 1 Year Warranty applies to all accessories and electrically powered products.

EXAIR's Unconditional Guarantee:

Extends to all U.S. and Canadian customers and includes invoiced U.P.S. Ground Service shipping charges. Products returned after the 30 day guarantee period are subject to a 15% restocking charge. Products must be returned freight prepaid.

EXAIR Corporation

11510 Goldcoast Dr.
Cincinnati, Ohio 45249-1621
Phone Number: (513) 671-3322
Fax Number: (513) 671-3363
E-mail: techelp@exair.com
Web Site: www.exair.com



EXAIR unconditionally guarantees its cataloged products for 30 days.

If you are not satisfied for any reason within that time, you may return the product for full credit with no restocking charge.

OSHA and CE Compliance: EXAIR compressed air products comply with OSHA's Safety Requirements, the EU General Product Safety Directive (2001/95/EC) and meet the noise limitation requirements of the EU Machinery Directive (2006/42/EC). EXAIR's Electronic Flow Control and Electronic Temperature Control meet the low voltage standards of the EU Low Voltage Directive (2006/95/EC). Some EXAIR products display the CE mark where there are applicable directives. All sound level measurements are taken at 3 feet away.

RoHS: Electrical portions of EXAIR's static eliminators, EFC, ETC, solenoid valves, and thermostats comply with the RoHS (Restriction of Hazardous Substances) Directive 2002/95/EC, including the amendment outlined in the European Commission decision L 214/65.

Reach: Per Regulation (EC) No 1907/2006 Title I, Article 3, paragraph 3, the European Union has recently enacted legislation to register chemicals and substances imported into the EU to ensure a high level of protection of human health and the environment.

Per Title II, Article 7, paragraph 1, articles (products) must be registered when a substance is intended to be released under normal or reasonably foreseeable conditions of use and it is present in those articles in quantities totaling over 1 metric ton per producer or importer per year. Registration of EXAIR products is not required since they do not contain substances that are intentionally released.

Conflict Mineral Free: Look for this symbol to designate conflict mineral free products throughout our catalog. EXAIR supports Section 1502 of the Dodd-Frank Wall Street Reform and Consumer Protection Act and we are committed to compliance with the conflict minerals rule in order to curb the illicit trade of tin, tantalum, tungsten and gold in the DRC region. EXAIR is using the CMRT 3.02 template to document our supply chain and commitment to conflict free products.



Copyright Restrictions: The content of the EXAIR Catalog, including all photos, graphics, drawings and arrangements are proprietary to EXAIR Corporation and are protected by the United States and international copyright and trademark laws. You are authorized to use the contents of the EXAIR Catalog for personal use or as it relates to your role as a current or prospective customer of EXAIR. The contents of this catalog may not be copied or modified for any type of publication or distribution without the prior written consent of EXAIR Corporation. The content of the EXAIR Catalog is the intellectual property solely of the EXAIR Corporation with no rights transferred to other parties. No part of this catalog may be reproduced for any commercial purposes without the express authorization in writing by the EXAIR Corporation.

Trademarks: "EXAIR", "Cabinet Cooler", "E-Vac", "Intelligent Compressed Air", and "Compressed Air Intelligence" are registered trademarks of the EXAIR Corporation. The EXAIR logo, product names, designs and descriptive phrases are trademarked by EXAIR Corporation. These trademarks may not be used without prior written permission of the EXAIR Corporation.

EFC, Digital Flowmeter, Digital Sound Level Meter, High Power Cold Gun, Super Air Knife, Standard Air Knife, Full-Flow Air Knife, Air Cannon, Super Air Amplifier, Adjustable Air Amplifier, Super Air Nozzle, Micro Air Nozzle, High Power Safety Air Nozzle, Stay Set Hose, Super Blast Safety Air Gun, Super Air Wipe, Standard Air Wipe, Super Ion Air Knife, Standard Ion Air Knife, Super Ion Air Wipe, Ion Air Cannon, Ion Air Gun, Ion Air Jet, Ionizing Point, Stay Set Ion Air Jet, Line Vac, Chip Vac, Heavy Duty Dry Vac, Heavy Duty HEPA Vac, Reversible Drum Vac, High Lift Reversible Drum Vac, Chip Trapper, High Lift Chip Trapper, Vac-u-Gun, Air Disk, Air Stik, Mini Cooler, Cold Gun Aircoolant System, and ETC are trademarks of EXAIR Corporation.



Intelligent Compressed Air® products are identified throughout this catalog that can help your plant save tens of thousands of dollars over the course of a single year. *The Best Practices for Compressed Air Systems* manual published by the Compressed Air Challenge® recommends products like the Super Air Knife™, Super Air Amplifier™, and the family of Super Air Nozzles™ for energy conservation. Many of the products shown offer unique ways to solve common industrial problems using compressed air. Compressed Air Challenge is a registered trademark of Compressed Air Challenge, Inc.

EXAIR products are subject to ongoing development. Specifications are subject to change without notice.
Some products in this catalog are covered by U.S. Patent #5402938, #8153001 and #8268179 and others may be U.S. Patent Pending.
Copyright ©2015 EXAIR Corporation. All Rights Reserved.



EXAIR has partnered with Energy Star, a voluntary program of the U.S. Department of Energy and the Environmental Protection Agency. Energy Star offers energy efficient solutions to help save money while protecting the environment for future generations. EXAIR has implemented improved energy management practices and technologies throughout our facility, including energy efficient lighting, HVAC systems, and electronic thermostats. EXAIR's participation in this program underscores our commitment to conserving energy.





EXAIR®

EFFICIENCYLAB

EXAIR's Intelligent Compressed Air® products vs Your current installation

EXAIR's FREE Efficiency Lab service determines how much air and dollar savings you will achieve by installing one of our Intelligent Compressed Air products.

How does the Efficiency Lab work?

Our Efficiency Lab service begins with receiving a sample of the product(s) you currently use for your application. One of our qualified Application Engineers will use calibrated testing equipment to compare the performance of your existing product(s) to an EXAIR engineered solution. These tests will determine air consumption, noise levels and force. The test results will then be published in a comprehensive report, which includes a cost savings analysis, and be provided to you. For most applications, EXAIR products can help you improve application efficiency AND typically pay for themselves in a matter of weeks.

How can I get a product tested for free?

To participate in our FREE Efficiency Lab please contact one of our Application Engineers and get the details about sending us your product(s).

You may reach them by phone at (800) 903-9247 or (513) 671-3322. You can send an email to lab@exair.com or visit our website and take advantage of our live help at www.exair.com.

Unable to send your product to EXAIR's Efficiency Lab?

If it is not possible to send us your product, we have a one page Product Efficiency Survey on our website (www.exair.com/labdoc.htm) which will provide us the details about a current inefficient compressed air application. Fill in the information and click submit. You will hear from one of our Application Engineers within 24 business hours.

Okay, so what is the fine print?

This offer is available to all customers in the U.S. and Canada only. Some restrictions may apply.

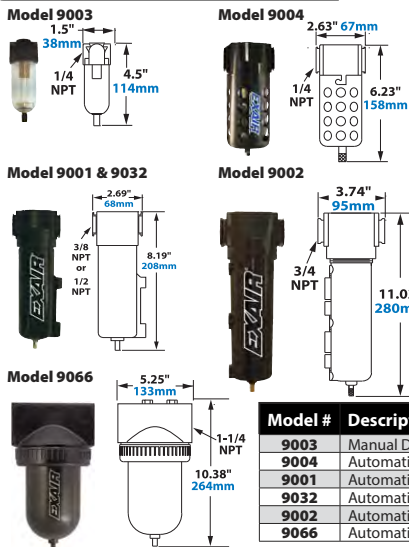
What about confidentiality?

Yes, EXAIR will keep the results of our Efficiency Lab test and report confidential unless given permission to share that information with others.

Products must be shipped to EXAIR freight prepaid. EXAIR will pay the return shipping via UPS ground.

Accessories

Filter Separators




EXAIR's Filter Separators remove water, dirt and rust from your compressed air system. They prevent these contaminants from plugging or damaging the compressed air products. A Filter Separator should be installed prior to an oil removal filter, pressure regulator or valve.

The Model 9003 Manual Drain Filter has a polycarbonate bowl and a 20 micron filter element. A manual drain is used to empty the filter. Model 9001, 9002, 9004, 9032, and 9066 Automatic Drain Filter Separators have a metal bowl and a 5 micron filter element (Model 9004 has a polycarbonate bowl with a metal guard). An internal float automatically activates the drain to remove liquid condensate when the bowl becomes full.

Model #	Description	Max Pres.	Max Temp.
9003	Manual Drain Filter Separator, 1/4 NPT, 27 SCFM (765 SLPM)	150 PSIG	125°F (52°C)
9004	Automatic Drain Filter Separator, 1/4 NPT, 43 SCFM (1,218 SLPM)	150 PSIG	125°F (52°C)
9001	Automatic Drain Filter Separator, 3/8 NPT, 65 SCFM (1,841 SLPM)	175 PSIG	120°F (49°C)
9032	Automatic Drain Filter Separator, 1/2 NPT, 90 SCFM (2,549 SLPM)	175 PSIG	120°F (49°C)
9002	Automatic Drain Filter Separator, 3/4 NPT, 220 SCFM (6,230 SLPM)	175 PSIG	120°F (49°C)
9066	Automatic Drain Filter Separator, 1-1/4 NPT, 400 SCFM (11,327 SLPM)	175 PSIG	120°F (49°C)

Oil Removal Filters

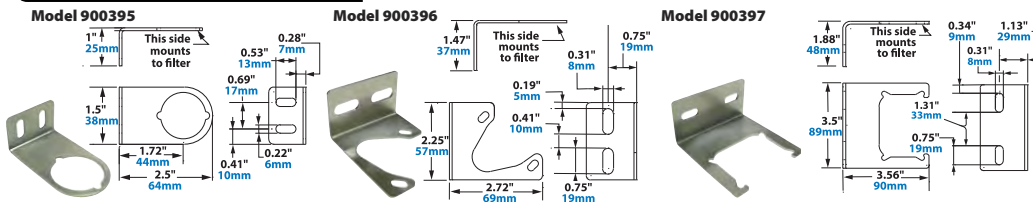


EXAIR's Model 9027, 9005, 9006, and 9010 Oil Removal Filters remove oil and solid particulate that is typical in many compressed air systems.

A 0.03 micron element is used to trap submicron particles. An internal float automatically activates the drain when full.

Model #	Description	Max Pres.	Max Temp.
9027	Oil Removal Filter, 1/4 NPT, 24 SCFM (680 SLPM)	175 PSIG	120°F (49°C)
9005	Oil Removal Filter, 3/8 NPT, 15-37 SCFM (425-1,048 SLPM)	175 PSIG	120°F (49°C)
9006	Oil Removal Filter, 3/4 NPT, 50-150 SCFM (1,416-4,248 SLPM)	175 PSIG	120°F (49°C)
9010	Oil Removal Filter, 1-1/2 NPT, 130-310 SCFM (3,679-8,773 SLPM)	175 PSIG	120°F (49°C)

Filter Mounting Brackets

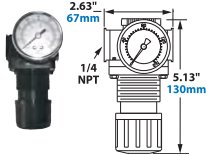


Model #	Description
900395	Mounting Bracket for Model 9003
900396	Mounting Bracket for Model 9001, 9004, 9005, 9027, and 9032
900397	Mounting Bracket for Model 9002

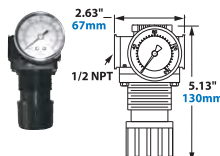
Pressure Regulators

EXAIR's Model 9008, 9033, 9009 and 9067 Pressure Regulators permit easy selection of the operating pressure. A pressure gauge is included.

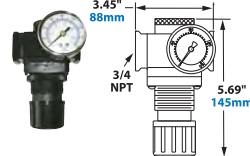
Model 9008



Model 9033



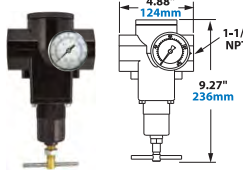
Model 9009



Model 9011

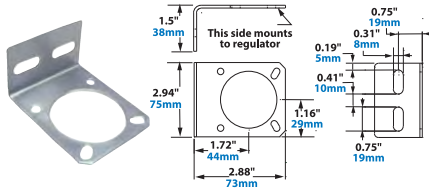


Model 9067



Model #	Description	Max Pres.	Max Temp.
9008	Pressure Regulator with Gauge, 1/4 NPT, 50 SCFM (1,416 SLPM)	250 PSIG	120°F (49°C)
9033	Pressure Regulator with Gauge, 1/2 NPT, 100 SCFM (2,832 SLPM)	250 PSIG	120°F (49°C)
9009	Pressure Regulator with Gauge, 3/4 NPT, 220 SCFM (6,230 SLPM)	250 PSIG	120°F (49°C)
9067	Pressure Regulator with Gauge, 1-1/4 NPT, 700 SCFM (16,990 SLPM)	250 PSIG	120°F (49°C)
9011	Pressure Gauge Only, 1/4 NPT, 0-160 PSI (0-11 BAR)	250 PSIG	120°F (49°C)


Pressure Regulator Mtg Brackets



This optional mounting bracket fits Models 9008, 9033 and 9009 Pressure Regulators and includes a locking ring.

Model #	Description
900398	Mounting Bracket for Model 9008, 9033 and 9009


Mounting and Coupling Kits



Model #	Description
9046	Mounting and Coupling Kit for Model 9001 Filter/Model 9008 Regulator and Model 9032 Filter/Model 9033 Regulator
9047	Mounting and Coupling Kit for Model 9002 Filter/Model 9009 Regulator
9048	Mounting and Coupling Kit for Model 9004 Filter/Model 9005 Oil Removal Filter

Coupling Kits

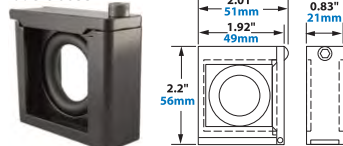
Model 900394



EXAIR's Coupling Kits are interlocking slides that couple the modular filters and pressure regulators together.

Model #	Description
900394	Fits auto drain filters and regulators with 1/4 NPT, 3/8 NPT and 1/2 NPT threads
900552	Fits auto drain filters and regulators with 3/4 NPT threads

Model 900552



Silencing Mufflers

EXAIR Silencing Mufflers help to reduce work area noise produced by air exhausting from cylinders, valves and other air powered equipment. Per OSHA Standard 1910.95(a), a worker must not be exposed to sound levels above 90 dBA for any eight hour shift of a 40 hour work week. Silencing Mufflers help plants meet this OSHA requirement by reducing the sound to safe levels below 90 dBA. They also eliminate harmful dead end pressures. Each style of Silencing Muffler shown has a high airflow capacity, with low back pressure. Popular NPT sizes are ideal for new and existing installations.


Reclassifying Mufflers

Reclassifying Mufflers are an upgrade from Sintered Bronze Mufflers (*see next page*). They offer the best noise reduction - up to 35 dB. Available from 1/8 NPT through 1 NPT. Reclassifying Mufflers eliminate oil mist. Exhaust air from cylinders and valves often contain oil mists that can contaminate the workers' breathing air, affecting their health. Per OSHA Standard 29 CFR 1910.1000, a worker's cumulative exposure to oil mist must not exceed 5mg/m³ by volume in any eight hour shift of a 40 hour work week.

The patented wrap design of the removable element separates oil from the exhausted air so virtually no oil is released into the environment. Based on an intake of 50 PPM at 100 PSIG, the Reclassifying Mufflers reclassify and reduce the exhausted oil mist to 0.015 PPM. A reservoir where oil accumulates at the bottom can be drained by attaching a 1/4" tube.



Each Reclassifying Muffler passes a certain volume of air with minimal back pressure restriction so it doesn't interfere with the operation of the cylinder or valve. When used with cylinders, the "Muffler Quick Pick" table (*right*) helps you select the appropriate model based on the actual bore and stroke of the cylinder.



- Model 9070
- Model 9071
- Model 9072
- Model 9073
- Model 9074
- Model 9075
- Contact an Application Engineer for more information.

Muffler Needed To Exhaust In 1/2 Second For A Cylinder Charged To 100 PSIG

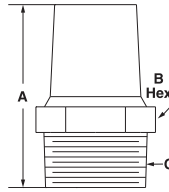
Muffler Quick Pick

Bore (in.)	Stroke (in.)									
	3	6	9	12	18	24	30	36	42	48
0.5										
1.0										
1.5										
2.0										
2.5										
3.0										
3.5										
4.0										
4.5										
5.0										
5.5										
6.0										

Model #	Description		A	B	C	Replacement Element #
9070	Reclassifying Muffler	in	3.13	1.63	1/8 NPT	900553
		mm	80	41		
9071	Reclassifying Muffler	in	3.13	1.63	1/4 NPT	900554
		mm	80	41		
9072	Reclassifying Muffler	in	4.75	2.44	3/8 NPT	900555
		mm	121	62		
9073	Reclassifying Muffler	in	4.75	2.44	1/2 NPT	900556
		mm	121	62		
9074	Reclassifying Muffler	in	6.25	3.31	3/4 NPT	900557
		mm	159	84		
9075	Reclassifying Muffler	in	6.25	3.31	1 NPT	900558
		mm	159	84		

Sintered Bronze Mufflers

EXAIR's low cost Sintered Bronze Mufflers are easy to install in new and existing exhaust ports of valves, cylinders and other air powered equipment. Each Sintered Bronze Muffler is capable of passing a certain volume of air with minimal back pressure restriction so it doesn't interfere with the operation of the cylinder or valve. When used with cylinders, the "Muffler Quick Pick" table helps you select the appropriate model based on the actual bore and stroke of the cylinder. (Note: Model 9089 has a 1/2"-20 UNF straight thread to fit most solenoid valves.)



- Model 9080
- Model 9081
- Model 9082
- Model 9083
- Model 9084
- Model 9085
- Model 9086
- Model 9087
- Model 9088

Contact an Application Engineer

Muffler will exhaust cylinder in 1/2 second for a cylinder charged to 100 PSIG

Muffler Quick Pick

Bore (in.)	Stroke (in.)									
	3	6	9	12	18	24	30	36	42	48
0.5										
1.0										
1.5										
2.0										
2.5										
3.0										
3.5										
4.0										
4.5										
5.0										
5.5										
6.0										

Model #	Overall Length	Hex		Thread Size
		A	B	
9080	in	0.72	0.31	#10-32
	mm	18	8	
9081	in	1.13	0.44	1/8 NPT
	mm	29	11	
9082	in	1.38	0.56	1/4 NPT
	mm	35	14	
9083	in	1.50	0.69	3/8 NPT
	mm	38	18	
9084	in	1.88	0.88	1/2 NPT
	mm	48	22	
9085	in	2.25	1.06	3/4 NPT
	mm	57	27	
9086	in	2.91	1.31	1 NPT
	mm	74	33	
9087	in	3.25	1.69	1-1/4 NPT
	mm	83	43	
9088	in	3.69	2	1-1/2 NPT
	mm	94	51	
9089*	in	1.19	0.63	1/2"-20 UNF FEMALE
	mm	30	16	

* Model 9089 for solenoid valves only.

Straight-Through Mufflers



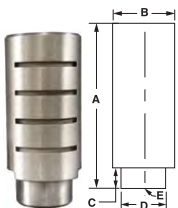
Straight-Through Silencing Mufflers feature a corrosion-resistant aluminum outer shell lined with sound absorbing foam for better noise reduction. The typical noise reduction is up to 20 dB.

Model #	Description	A	B	C	D	E	Rated Flow	
3905	Straight-Through Muffler	in	4	1.50	0.50	1/4 MNPT	1/4 FNPT	22 SCFM
		mm	102	38	13	3/8 MNPT	3/8 FNPT	623 SLPM
3911	Straight-Through Muffler	in	4.13	1.50	0.63	3/8 MNPT	3/8 FNPT	50 SCFM
		mm	105	38	16	3/4 MNPT	3/4 FNPT	1,416 SLPM
3913	Straight-Through Muffler	in	9.75	2	0.75	3/4 MNPT	3/4 FNPT	73 SCFM
		mm	248	51	19	2,066 SLPM		

Flow rated at 1/2 PSIG back pressure

Caution: Operations approaching 32°F (0°C) or below could result in freeze-up due to moisture in the compressed air line.

Heavy Duty Mufflers



Heavy Duty Silencing Mufflers feature a corrosion-resistant aluminum outer shell with an internal stainless steel screen that protects valves and cylinders from contamination that could enter through the exhaust ports. This also keeps contaminants such as rust from being ejected at high speed from the exhaust port. The typical noise reduction is up to 14 dB.

Model #	Description	A	B	C	D	E
3903	Heavy Duty Muffler	in	1.81	0.81	0.44	0.63
		mm	46	21	11	16
3907	Heavy Duty Muffler	in	4.50	2	0.75	1.50
		mm	114	51	19	38

Caution: Operations approaching 32°F (0°C) or below could result in freeze-up due to moisture in the compressed air line.

Accessories

Solenoid Valves



Solenoid Valves are available in a variety of flow rates and voltages. All models are UL Listed and are CE and RoHS compliant.



Model #	Description
9020	Solenoid Valve, 120V, 50/60Hz, 1/4 NPT, 40 SCFM (1,133 SLPM)
9018	NEMA 4-4X Solenoid Valve, 110-120V, 50/60Hz, 1/4 NPT, 40 SCFM (1,133 SLPM)
9034	NEMA 4-4X Solenoid Valve, 120V, 50/60Hz, 1/2 NPT, 100 SCFM (2,832 SLPM)
9036	NEMA 4-4X Solenoid Valve, 120V, 50/60Hz, 3/4 NPT, 200 SCFM (5,664 SLPM)
9021	Solenoid Valve, 200-240V, 50/60Hz, 1/4 NPT, 40 SCFM (1,133 SLPM)
9024	NEMA 4-4X Solenoid Valve, 240V, 50/60Hz, 1/4 NPT, 40 SCFM (1,133 SLPM)
9035	NEMA 4-4X Solenoid Valve, 240V, 50/60Hz, 1/2 NPT, 100 SCFM (2,832 SLPM)
9037	NEMA 4-4X Solenoid Valve, 240V, 50/60Hz, 3/4 NPT, 200 SCFM (5,664 SLPM)
9031	NEMA 4-4X Solenoid Valve, 24VDC, 1/4 NPT, 40 SCFM (1,133 SLPM)
9058	NEMA 4-4X Solenoid Valve, 24VDC, 1/2 NPT, 100 SCFM (2,832 SLPM)
9059	NEMA 4-4X Solenoid Valve, 24VDC, 3/4 NPT, 200 SCFM (5,664 SLPM)
9065	NEMA 4-4X Solenoid Valve, 24VDC, 1 NPT, 350 SCFM (9,911 SLPM)

Valves



Model #	Description
9012	Manual Valve, 1/4 NPT
900340	Manual Valve, 3/8 NPT
900343	Manual Valve, 1/2 NPT
900743	Manual Valve, 3/4 NPT
900346	Manual Valve, 1 NPT
900744	Manual Valve, 1-1/4 NPT

Model #	Description
9040	Foot Valve, 1/4 NPT

ETC™ Electronic Temperature Control



Model	Voltage	Flow
9238	120VAC	1/4 NPT
	50/60Hz	40 SCFM (1,133 SLPM)
9258	120VAC	1/2 NPT
	50/60Hz	100 SCFM (2,832 SLPM)
9239	240VAC	1/4 NPT
	50/60Hz	40 SCFM (1,133 SLPM)
9259	240VAC	1/2 NPT
	50/60Hz	100 SCFM (2,832 SLPM)

ETC enclosure: Polycarbonate NEMA 4X, IP 66, UL508, UL94-5V

CE and RoHS Compliant

For more about the ETC, see page 177 of this catalog.

EXAIR's digital ETC™ (Electronic Temperature Control) provides precise temperature control for your electrical enclosure.

The LED readout of the ETC displays the internal temperature of the electrical enclosure (°F or °C) that is constantly being monitored by a quick response thermocouple.



Thermostat



The adjustable thermostat is factory set at 95°F (35°C). It will normally hold $\pm 2^{\circ}\text{F}$ (1°C) of the desired temperature setting. It is rated 24V-240V AC or DC, 50/60Hz and is UL Recognized, CSA Certified.



Model #	Description
9017	Thermostat

Magnetic Bases

Model 9042 Model 9043 Model 9029



Magnetic bases are suited to applications where frequent movement of the air product is required. The powerful magnet permits horizontal or vertical mounting. A valve is provided that can be used to vary the force and flow.

Model #	Description
9042	One Outlet Magnetic Base with Shutoff Valve
9043	Two Outlet Magnetic Base with Shutoff Valve
9029	One Outlet Swivel Magnetic Base with Shutoff Valve

Stay Set Hoses

For applications where frequent repositioning of the air product is required, the Flexible Stay Set Hoses™ are ideal. Simply mount the hose in close proximity to the application and bend it. Since the hose has “memory”, it will not creep or bend. It will always keep the aim until physically moved to the next position and will withstand temperatures of up to 158°F (70°C). (1/4 male NPT fitting on one end, 1/8 female NPT on the other)

Model #	Description
9256	6" (152mm) 1/4 MNPT x 1/8 FNPT
9262	12" (305mm) 1/4 MNPT x 1/8 FNPT
9268	18" (457mm) 1/4 MNPT x 1/8 FNPT
9274	24" (610mm) 1/4 MNPT x 1/8 FNPT
9280	30" (762mm) 1/4 MNPT x 1/8 FNPT
9286	36" (914mm) 1/4 MNPT x 1/8 FNPT



(1/4 male NPT fitting on each end)

Model #	Description
9206	6" (152mm) 1/4 MNPT x 1/4 MNPT
9212	12" (305mm) 1/4 MNPT x 1/4 MNPT
9218	18" (457mm) 1/4 MNPT x 1/4 MNPT
9224	24" (610mm) 1/4 MNPT x 1/4 MNPT
9230	30" (762mm) 1/4 MNPT x 1/4 MNPT
9236	36" (914mm) 1/4 MNPT x 1/4 MNPT



Hoses

12 Foot (3.66m) Coiled Hoses

Model #	Description	Model #	Description	Model #	Description
900106	1/8 NPT x 1/4" ID Coiled Hose With Swivel	900750	1/4 NPT x 3/8" ID Coiled Hose With Swivel	900751	3/8 NPT x 3/8" ID Coiled Hose With Swivel



Conveying Hose

Hose lengths are 10', 20', 30', 40' and 50'. Select the hose model number (diameter) and indicate the length with a dash. Example: A Model 6931-20 is 1" ID Hose x 20' long.

Model #	Description	Model #	Description	Model #	Description
6928-	Hose 3/8" ID	6931-	Hose 1" ID	6934-	Hose 2" ID
6929-	Hose 1/2" ID	6932-	Hose 1-1/4" ID	6935-	Hose 2-1/2" ID
6930-	Hose 3/4" ID	6933-	Hose 1-1/2" ID	6936-	Hose 3" ID

Compressed Air Hose

Compressed air hose is made of reinforced synthetic rubber to assure long life and protection against ozone, weathering, and temperatures up to 158°F (70°C). Hose lengths are 10', 20', 30', 40' and 50'. Indicate the length with a dash. Example: A Model 900061-30 is 3/8" ID Hose x 30' long.

Model #	Description
900061	Compressed Air Hose, 1/4 MNPT x 1/4 MNPT (3/8" ID Hose)
901179	Compressed Air Hose, 1/2 MNPT x 1/2 MNPT (1 1/2" ID Hose)

Accessories

Compressed Air Fittings



Hex Nipple		
Model #	Material	Thread Size
9890	Brass	1/8 MNPT x 1/8 MNPT
9944	Brass	1/4 MNPT x 1/4 MNPT
9759	Brass	3/8 MNPT x 3/8 MNPT
9760	Brass	1/2 MNPT x 1/2 MNPT
9761	Brass	3/4 MNPT x 3/4 MNPT
9958	304SS	1/8 MNPT x 1/8 MNPT
9959	304SS	1/4 MNPT x 1/4 MNPT
9960	304SS	3/8 MNPT x 3/8 MNPT
9961	304SS	1/2 MNPT x 1/2 MNPT



Close Nipple		
Model #	Material	Thread Size
9551	Brass	1/4 MNPT x 1/4 MNPT
9752	Brass	3/8 MNPT x 3/8 MNPT
900745	Brass	1/2 MNPT x 1/2 MNPT
900559	Brass	3/4 MNPT x 3/4 MNPT
900309	NP Brass	1/8 MNPT x 1/8 MNPT
900084	NP Brass	1/4 MNPT x 1/4 MNPT
900435	NP Brass	3/8 MNPT x 3/8 MNPT
900436	NP Brass	1/2 MNPT x 1/2 MNPT
900409	316SS	1/8 MNPT x 1/8 MNPT
900160	316SS	1/4 MNPT x 1/4 MNPT
900505	316SS	3/8 MNPT x 3/8 MNPT
900506	316SS	1/2 MNPT x 1/2 MNPT



Coupler		
Model #	Material	Thread Size
900453	NP Brass	1/8 FNPT x 1/8 FNPT
9871	Brass	1/4 FNPT x 1/4 FNPT

MNPT = Male NPT
FNPT = Female NPT

NP = Nickel Plated



Reducer		
Model #	Material	Thread Size
900405	Brass	1/4 MNPT x 1/8 FNPT
900105	Brass	1/4 FNPT x 1/8 MNPT
9553	Brass	3/8 MNPT x 1/4 MNPT
9897	Brass	1/2 MNPT x 3/8 MNPT
900736	Brass	1/2 MNPT x 1/4 FNPT
900622	Brass	1/2 MNPT x 1/4 FNPT
900985	Brass	1/2 FNPT x 3/8 MNPT



Tee		
Model #	Material	Thread Size
900005	Brass	1/4 FNPT x 1/4 FNPT x 1/4 MNPT
9851	Brass	1/4 MNPT x 1/4 MNPT x 1/4 MNPT
9971	Brass	3/8 FNPT x 1/4 FNPT x 3/8 MNPT
9896	Brass	3/8 FNPT x 3/8 FNPT x 3/8 FNPT
900621	Brass	1/2 FNPT x 1/2 FNPT x 1/2 FNPT
900734	Brass	1/2 FNPT x 1/4 FNPT x 1/2 FNPT



Elbow		
Model #	Material	Thread Size
7674	Brass	1/8 MNPT x 1/8 FNPT 45°
9555	Brass	1/4 MNPT x 1/4 FNPT 90°
9895	Brass	3/8 MNPT x 3/8 FNPT 90°
900073	Brass	1/4 MNPT x 3/8 Tube 90°



Cross		
Model #	Material	Thread Size
900735	Brass	1/2 FNPT



Bulkhead Fitting		
Model #	Material	Thread Size
900069	Brass	3/4 MNPT x 1/4 FNPT

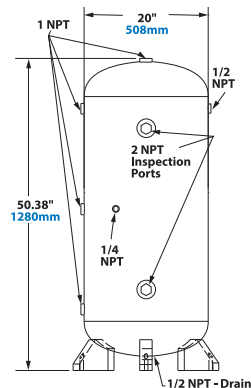
60 Gallon Receiver Tank



Some applications require an intermittent demand for a high volume of compressed air. This can cause fluctuations in pressure and volume throughout the compressed air system with some points being “starved” for compressed air. EXAIR’s Model 9500-60 60 Gallon Receiver Tank can be installed near the point of high demand so there is an additional supply of compressed air available for a short duration. The time between the high volume demand occurrences should be long enough so the compressor has enough time to replenish the EXAIR 60 Gallon Receiver Tank.

The 60 gallon (227 liter) vertical steel tank with mounting feet saves floor space and meets the American Society of Mechanical Engineers (ASME) pressure vessel code. (It is not ASME rated for vacuum.) A drain valve is provided for placement at the bottom of the tank to discharge liquid and contaminants.

A user supplied check valve installed upstream of the receiver tank will maintain the tank at maximum pressure so upstream uses of compressed air do not deplete the tank. A user supplied needle valve can regulate the refilling of the Receiver Tank, effectively reducing the large intermittent air requirement into a smaller average demand.



Receiver Tank

Model #	Description
9500-60	60 Gallon Receiver Tank

- Pressure tank has a primer finish
- Tank maximum pressure is 200 PSIG (13.8 BAR)
- Temperature rating is -20° to 450°F (-29 to 232°C)
- No plugs are included for open ports. User must supply pressure rated plugs and pressure relief valve.
- Weight is 165 lbs. (75 kg)

- Please consult your local code requirements prior to installation.